

# **EANCOM<sup>®</sup> 2002 S3**

## **IFTMBF**

### **Firm booking message**

#### **Edition 2016**

1. Introduction.....	2
2. Message Structure Chart .....	4
3. Branching Diagram.....	5
4. Segments Description .....	9
5. Segments Layout.....	13
6. Example(s) .....	62

## 1. Introduction

---

### Status

MESSAGE TYPE : IFTMBF  
REFERENCE DIRECTORY : D.01B  
EANCOM® SUBSET VERSION : 003

### Definition

A message from a party booking forwarding and/or transport services for a consignment to the party providing those services. The message will contain conditions under which the sender of the messages requires the services to take place.

### Principles

The message is a single consignment message which can be used by all modes of transport for the forwarding and transport of goods from any origin to any destination, regardless of route or prevailing commercial practice.

A firm booking message is a commitment from the consignor to the carrier or forwarder to avail of certain services and is used for planning or operational purposes by the carrier or forwarder.

A firm booking message can be answered by a booking confirmation message.

A firm booking message may also be used to cancel a previously sent firm booking message.

A firm booking message can be replaced by a new firm booking message. It contains all relevant reservation data related to a consignment and it may be followed by a Transport Instruction message to finalise the contract.

In addition to the main principles detailed above, a number of general principles also apply;

- A consignment may contain several goods items.
- A consignment is identified by a consignors reference number (code CU) in the RFF segment.
- Goods items may or may not be containerised.
- Goods items may be transported in one or more containers, and a single container may contain one or more goods items.
- One goods item may be related to one or more customs tariff codes.
- Goods items related to one customs tariff code may be carried in one or more containers.
- Pre-carriage (advanced haulage) and/or on-carriage (destination haulage) of goods items or equipment within one booking or instruction may take place in different steps, each step specified with its own transport details group.
- Transport devices, which have the ability of powered movement on their own, are specified in the transport details group. Other load or transport devices are specified as equipment.
- Packaging for goods items can be expressed at up to three levels.
- A goods item consists of one or more despatch units that adhere to the same package type and goods description.
- A despatch unit is the unit of cargo that will be handled and to which an SSCC can be affixed.

A number of generic transport terms are used in this specification, to be described as:

### CONSIGNEE

the organisation (party) which has the intention to receive the goods.

## **1. Introduction**

---

### **CONSIGNOR**

the party ordering transport, orders a carrier to collect goods for transportation.

### **CONSIGNMENT**

a collection of goods items to be transported from one or many despatch locations to one or many delivery locations. (synonym: shipment).

### **CARRIER**

the party contracted by the consignor or forwarder to transport goods.

### **DESPATCH LOCATION**

the physical location from which goods for transport are shipped.

### **DELIVERY LOCATION**

the physical location to which goods for transport are finally delivered.

### **EQUIPMENT**

material resources necessary to facilitate the transport and handling of cargo. Transport equipment does under the given circumstances not have the ability to move by its own propulsion (e.g. sea container, trailer, unit load device, pallet).

### **FORWARDER**

the party contracted by the consignor to arrange to have the goods transported.

### **GOODS ITEM**

a collection of products normally grouped together for transport purposes, e.g. 12 pallets of foodstuffs.

### **LINE ITEM**

a specific product identified and defined for trade purposes, e.g. a case of flour containing 24 packets of 250 grams.

### **MODE OF TRANSPORT**

the method of transport used for the conveyance of goods or persons, e.g. by rail, by road, by sea.

### **MEANS OF TRANSPORT**

the vehicle used for the transport of goods or persons, e.g. aircraft, truck, vessel.

### **PLACE OF ACCEPTANCE**

the place at which the responsibility of the carrier starts.

### **PLACE OF DELIVERY**

the place at which the responsibility of the carrier ends.

### **TYPE OF MEANS OF TRANSPORT**

the type of vehicle used in the transport process, e.g. wide body, tank truck, passenger vessel.

### **TYPE OF EQUIPMENT**

the type of material used, e.g. 40 feet container, four way pallet, mafi trailer.

## 2. Message Structure Chart

### Firm Booking Heading Section

UNH	1	M	1	- Message header
BGM	2	M	1	- Beginning of message
DTM	3	C	9	- Date/time/period
TSR	4	C	9	- Transport service requirements
FTX	5	C	99	- Free text
CNT	6	C	9	- Control total
SG2		C	2	- TOD-LOC
TOD	7	M	1	- Terms of delivery or transport
LOC	8	C	9	- Place/location identification
SG3		C	99	- RFF-DTM
RFF	9	M	1	- Reference
DTM	10	C	9	- Date/time/period
SG7		C	99	- TDT-DTM-SG8
TDT	11	M	1	- Details of transport
DTM	12	C	9	- Date/time/period
SG8		C	99	- LOC
LOC	13	M	1	- Place/location identification
SG10		C	99	- NAD-LOC-SG11
NAD	14	M	1	- Name and address
LOC	15	C	9	- Place/location identification
SG11		C	9	- CTA-COM
CTA	16	M	1	- Contact information
COM	17	C	9	- Communication contact

### Firm Booking Detail Section

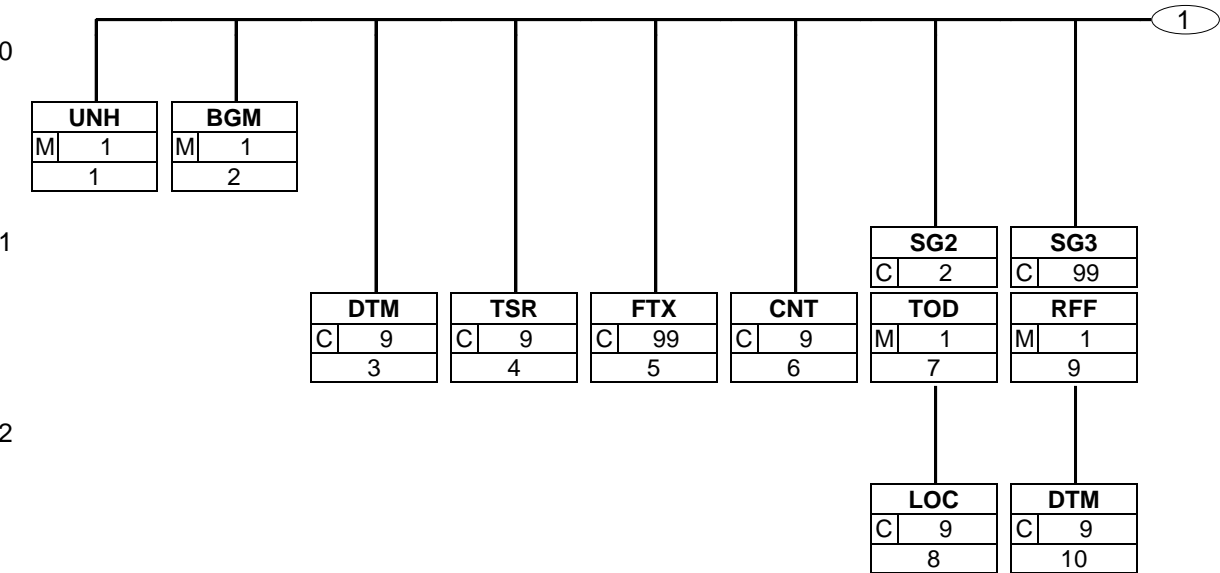
SG16		C	999	- GID-HAN-TMP-RNG-MOA-PIA-FTX-SG17-SG18-SG19-SG20-SG22-
GID	18	M	1	- Goods item details
HAN	19	C	1	- Handling instructions
TMP	20	C	1	- Temperature
RNG	21	C	1	- Range details
MOA	22	C	9	- Monetary amount
PIA	23	C	9	- Additional product id
FTX	24	C	9	- Free text
SG17		C	9	- NAD-DTM
NAD	25	M	1	- Name and address
DTM	26	C	1	- Date/time/period
SG18		C	99	- MEA-EQN
MEA	27	M	1	- Measurements
EQN	28	C	1	- Number of units
SG19		C	99	- DIM-EQN
DIM	29	M	1	- Dimensions
EQN	30	C	1	- Number of units
SG20		C	9	- RFF
RFF	31	M	1	- Reference
SG22		C	9	- DOC
DOC	32	M	1	- Document/message details
SG27		C	99	- DGS-FTX
DGS	33	M	1	- Dangerous goods
FTX	34	C	99	- Free text
SG32		C	999	- EQD-EQN-SG33
EQD	35	M	1	- Equipment details
EQN	36	C	1	- Number of units
SG33		C	9	- NAD
NAD	37	M	1	- Name and address

### Firm Booking Summary Section

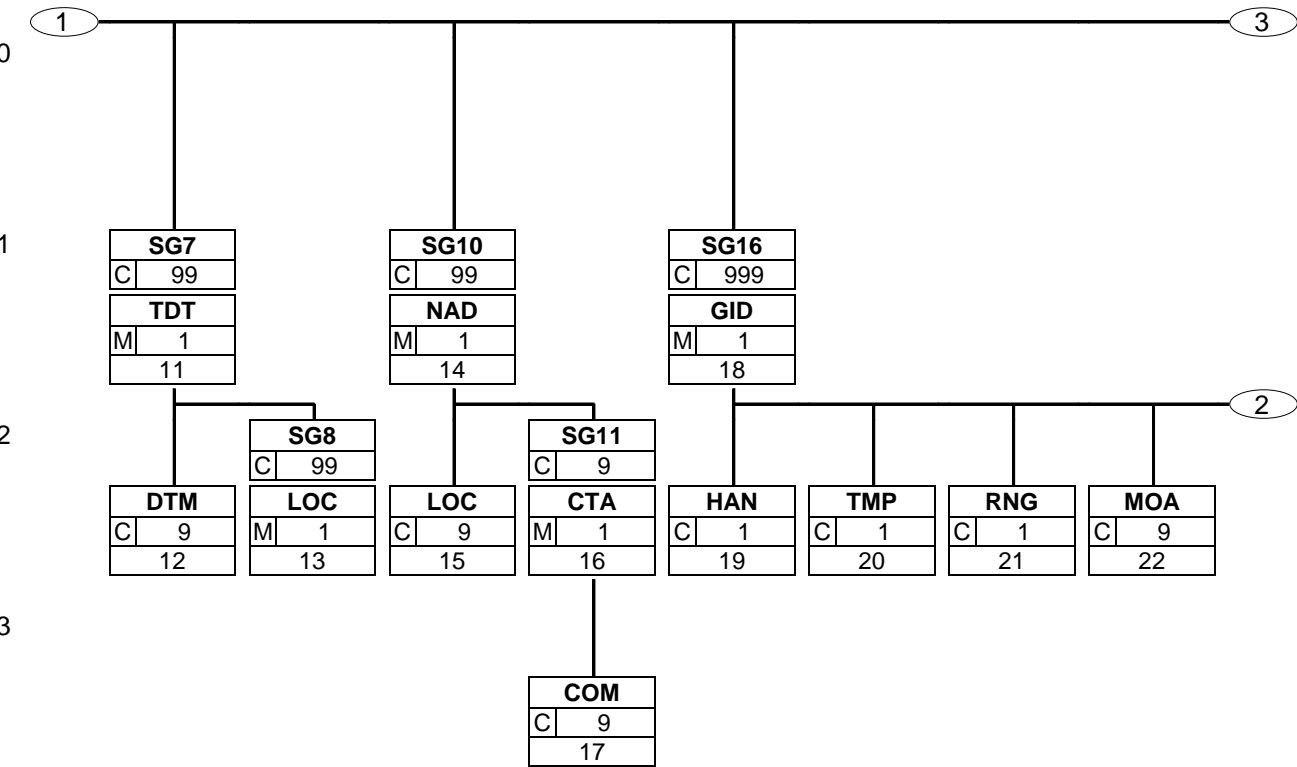
UNT	38	M	1	- Message trailer
-----	----	---	---	-------------------

3. Branching Diagram

---

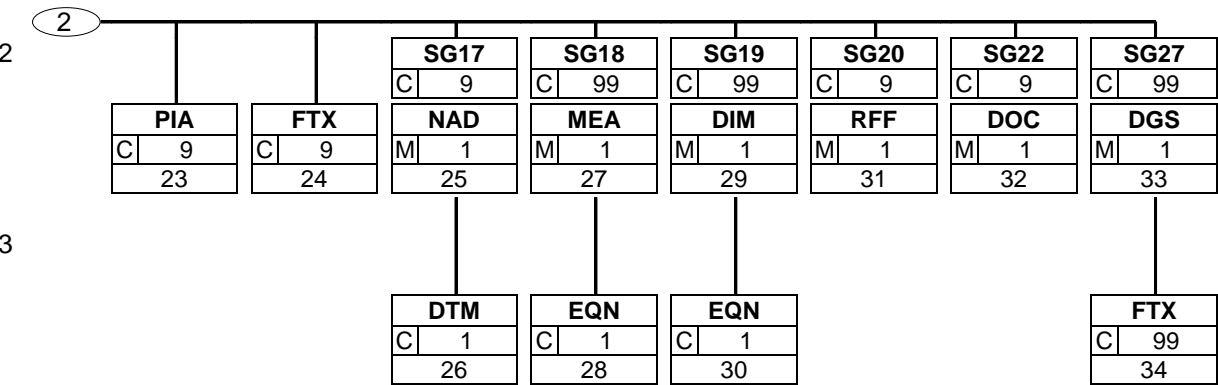


3. Branching Diagram



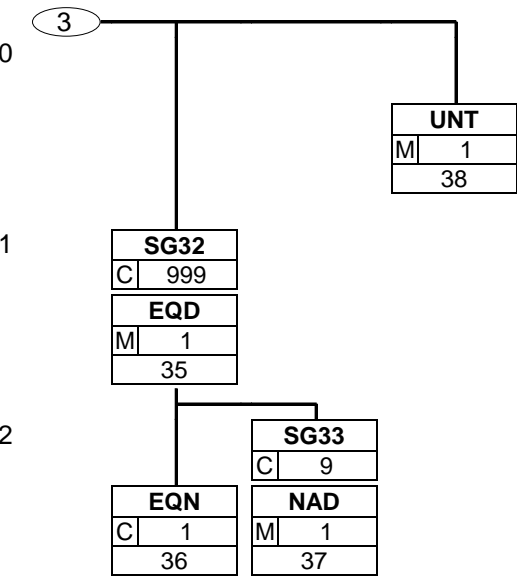
3. Branching Diagram

---



3. Branching Diagram

---





## 4. Segments Description

---

### Firm Booking Heading Section

UNH - M 1	- Message header This segment is used to head, identify and specify a message.
BGM - M 1	- Beginning of message This segment is used to indicate the type and function of a message and to transmit the identifying number.
DTM - C 9	- Date/time/period This segment is used to specify any dates related to the firm booking message.
TSR - C 9	- Transport service requirements This segment is used to indicate any special transport contracts, services or priorities required for the booking.
FTX - C 99	- Free text This segment is used to provide free form or coded text information related to the entire message.
CNT - C 9	- Control total This segment is used to provide application data for message control purposes.
<b>SG2</b> - C 2	- <b>TOD-LOC</b> A group of segments to specify terms of delivery and related locations.
TOD - M 1	- Terms of delivery or transport This segment is used to specify the terms of delivery for the booking.
LOC - C 9	- Place/location identification This segment is used to indicate the location at which the terms of delivery are applicable.
<b>SG3</b> - C 99	- <b>RFF-DTM</b> A group of segments containing a reference and constants which apply to the entire message.
RFF - M 1	- Reference This segment is used to specify references relating to the booking.
DTM - C 9	- Date/time/period This segment is used to specify any dates related to the previous RFF segment.
<b>SG7</b> - C 99	- <b>TDT-DTM-SG8</b> A group of segments to indicate details of the movement of goods such as mode and means of transport, locations, departure, and arrival date(s) and time(s).
TDT - M 1	- Details of transport This segment is used to indicate the transport means, and where necessary, the carrier to be used for the consignment being booked. When used, it is mandatory to indicate the main carriage transport mode in this segment.
DTM - C 9	- Date/time/period This segment is used to specify any dates relating to the transport specified in the previous TDT segment.
<b>SG8</b> - C 99	- <b>LOC</b> A group of segments to specify a location related to this leg of transport.
LOC - M 1	- Place/location identification This segment is used to identify any locations related to the previously specified transport details.
<b>SG10</b> - C 99	- <b>NAD-LOC-SG11</b> A group of segments to identify a party, related references and locations contacts.

#### 4. Segments Description

---

NAD - M 1	- Name and address This segment is used to identify the trading partners involved in the firm booking message. Identification of the consignor and the carrier or forwarder is mandatory in the firm booking message.
LOC - C 9	- Place/location identification This segment is used to identify any specific locations relevant to the parties identified in the NAD segment.
<b>SG11 - C 9</b>	- <b>CTA-COM</b> A group of segments identifying a contact and its communications related to the party.
CTA - M 1	- Contact information This segment is used to identify department and contact names within the company specified in the NAD segment.
COM - C 9	- Communication contact This segment identifies the communications number and type of communications for the person or department identified in the preceding CTA segment.

##### Firm Booking Detail Section

<b>SG16 - C 999</b>	- <b>GID-HAN-TMP-RNG-MOA-PIA-FTX-SG17-SG18-SG19-SG20-SG22-SG27</b> A group of segments to describe the goods items for which transport is undertaken.
GID - M 1	- Goods item details This segment is the trigger segment for the detail section of the firm booking message. It is used to specify the number and type of packaging for the goods item(s) for which space is being booked.
HAN - C 1	- Handling instructions This segment is used to provide handling instructions relevant to the goods item identified in the GID segment.
TMP - C 1	- Temperature This segment is used to specify temperature settings related to the current goods item.
RNG - C 1	- Range details This segment is used to specify temperature ranges related to the goods item.
MOA - C 9	- Monetary amount This segment is used to specify the value of the goods item for customs, insurance or other valuation purposes.
PIA - C 9	- Additional product id This segment is used to specify identification codes relating to the goods item which is being booked.
FTX - C 9	- Free text This segment is used to provide free form or coded text information related to the goods item.
<b>SG17 - C 9</b>	- <b>NAD-DTM</b> A group of segments to identify different places of collection and/or delivery for the goods item.
NAD - M 1	- Name and address This segment is used to identify parties related to the despatch and delivery of the current goods item. Information provided here will override similar information provided at the heading level (group 10) when the same qualifier is used.

## 4. Segments Description

---

DTM - C 1	- Date/time/period This segment is used to specify dates and times relating to the despatch or delivery parties specified in the preceding NAD segment.
<b>SG18</b> - C 99	- <b>MEA-EQN</b> A group of segments to specify measurements applicable to a goods item.
MEA - M 1	- Measurements This segment is used to specify a measurement for the goods identified in the GID segment. All measurements given in the MEA segments relate to the highest level of packaging (the despatch units) identified in the GID segment.
EQN - C 1	- Number of units This segment is used to specify the number of packages (despatch units) within the goods item to which the measurement applies.
<b>SG19</b> - C 99	- <b>DIM-EQN</b> A group of segments to specify dimensions applicable to a goods item.
DIM - M 1	- Dimensions This segment is used to indicate the dimensions of the goods item identified in the GID segment. All dimensions given in the DIM segments relate to the highest level packaging (the despatch units) identified in the GID segment.
EQN - C 1	- Number of units This segment is used to specify the number of packages (despatch units) within the goods items to which the dimensions apply.
<b>SG20</b> - C 9	- <b>RFF</b> A group of segments to identify references to a goods item.
RFF - M 1	- Reference This segment is used to specify references which are applicable to the current goods item only. The references specified here will not accompany the consignment and will override any specified in segment group 03 in the header when the same qualifier is used.
<b>SG22</b> - C 9	- <b>DOC</b> A group of segments to specify documents for a goods item.
DOC - M 1	- Document/message details This segment is used to specify documents which are required for the current goods item only and which must accompany the goods during transport.
<b>SG27</b> - C 99	- <b>DGS-FTX</b> A group of segments to specify dangerous goods details related to the goods item. One goods item may be in different dangerous goods classes.
DGS - M 1	- Dangerous goods This segment is used to indicate whether the goods item being booked is dangerous.
FTX - C 99	- Free text This segment is used to specify any additional information required for the dangerous goods.
<b>SG32</b> - C 999	- <b>EQD-EQN-SG33</b> A group of segments to specify equipment in which goods are transported.
EQD - M 1	- Equipment details This segment is used to indicate the units of equipment which will be used to transport the goods items specified.

#### 4. Segments Description

---

- EQN - C 1 - Number of units  
This segment is used to specify the number of units of equipment required for the transport.
- SG33** - C 9 - **NAD**  
A group of segments to identify different equipment pick-up or drop-off places.
- NAD - M 1 - Name and address  
This segment is used to identify parties related to the equipment specified in the EQD segment.

##### Firm Booking Summary Section

- UNT - M 1 - Message trailer  
This segment is a mandatory UN/EDIFACT segment. It must always be the last segment in the message.

## 5. Segments Layout

This section describes each segment used in the EANCOM® Firm booking message. The original EDIFACT segment layout is listed. The appropriate comments relevant to the EANCOM® subset are indicated.

### Notes:

1. The segments are presented in the sequence in which they appear in the message. The segment or segment group tag is followed by the (M)andatory / (C)onditional indicator, the maximum number of occurrences and the segment description.
2. Reading from left to right, in column one, the data element tags and descriptions are shown, followed by in the second column the EDIFACT status (M or C), the field format, and the picture of the data elements. These first pieces of information constitute the original EDIFACT segment layout.

Following the EDIFACT information, EANCOM® specific information is provided in the third, fourth, and fifth columns. In the third column a status indicator for the use of (C)onditional EDIFACT data elements (see 2.1 through 2.3 below), in the fourth column the restricted indicator (see point 3 on the following page), and in the fifth column notes and code values used for specific data elements in the message.

- 2.1 (M)andatory data elements in EDIFACT segments retain their status in EANCOM®.
- 2.2 Additionally, there are five types of status for data elements with a (C)onditional EDIFACT status, whether for simple, component or composite data elements. These are listed below and can be identified when relevant by the following abbreviations:

- REQUIRED	<b>R</b>	Indicates that the entity is required and must be sent.
- ADVISED	<b>A</b>	Indicates that the entity is advised or recommended.
- DEPENDENT	<b>D</b>	Indicates that the entity must be sent in certain conditions, as defined by the relevant explanatory note.
- OPTIONAL	<b>O</b>	Indicates that the entity is optional and may be sent at the discretion of the user.
- NOT USED	<b>N</b>	Indicates that the entity is not used and should be omitted.

- 2.3 If a composite is flagged as **N, NOT USED**, all data elements within that composite will have blank status indicators assigned to them.
3. Status indicators detailed in the fourth column which directly relate to the code values detailed in the fifth **column** may have two values:

- RESTRICTED	<b>*</b>	A data element marked with an asterisk (*) in the fourth column indicates that the listed codes in column five are the only codes available for use with this data element, in this segment, in this message.
- OPEN		All data elements where coded representation of data is possible and a restricted set of code values is not indicated are open (no asterisk in fourth column). The available codes are listed in the EANCOM® Data Elements and Code Sets Directory. Code values may be given as examples or there may be a note on the format or type of code to be used.

4. Different colours are used for the code values in the segment details: restricted codes are in red and open codes in blue.

## 5. Segments Layout

Segment number: 1

UNH - M 1 - Message header				
Function: To head, identify and specify a message.				
	EDIFACT	GS1	*	Description
0062 Message reference number	M an..14	M		Senders unique message reference. Sequence number of the messages in the interchange. DE 0062 in the UNT will be identical. Sender generated.
S009 MESSAGE IDENTIFIER	M	M		
0065 Message type	M an..6	M	*	IFTMBF = Firm booking message
0052 Message version number	M an..3	M	*	D = Draft version/UN/EDIFACT Directory
0054 Message release number	M an..3	M	*	01B = Release 2001 - B
0051 Controlling agency	M an..2	M	*	UN = UN/CEFACT
0057 Association assigned code	C an..6	R	*	EAN003 = GS1 version control number (GS1 Permanent Code) Indicates that the message is the EANCOM version 003 of the UNSM Firm Booking message.
0068 Common access reference	C an..35	N		
S010 STATUS OF THE TRANSFER	C	N		
0070 Sequence of transfers	M n..2			
0073 First and last transfer	C a1			
Segment Notes:  This segment is used to head, identify and specify a message. DE's 0065, 0052, 0054, and 0051: Indicate that the message is a UNSM Firm Booking message based on the D.01B directory under the control of the United Nations.  Example: UNH+ME000001+IFTMBF:D:01B:UN:EAN003'				

## 5. Segments Layout

Segment number: 2

BGM - M 1 - Beginning of message				
Function:				
To indicate the type and function of a message and to transmit the identifying number.				
		EDIFACT	GS1	* Description
C002	DOCUMENT/MESSAGE NAME	C	R	
1001	Document name code	C an..3	R	* 335 = <b>Booking request</b>
1131	Code list identification code	C an..17	N	
3055	Code list responsible agency code	C an..3	N	
1000	Document name	C an..35	O	
C106	DOCUMENT/MESSAGE IDENTIFICATION	C	R	
1004	Document identifier	C an..35	R	Firm booking number assigned by the document sender. For global unique identification of documents Global Document Type Identifier (GDTI) is available.
1056	Version identifier	C an..9	N	
1060	Revision identifier	C an..6	N	
1225	Message function code	C an..3	R	* <div>             1 = <b>Cancellation</b>              5 = <b>Replace</b>              7 = <b>Duplicate</b>              9 = <b>Original</b>              31 = <b>Copy</b>              42 = <b>Confirmation via specific means</b> </div> <p>The message function, coded is a critical data element in this segment. It applies to all data indicated in the message. The following definitions apply for the restricted codes:</p> <p>1 = Cancellation - Cancel the original booking (original booking reference specified in RFF SG3). When a firm booking is being cancelled all mandatory data (at message and detail levels) must be sent again for the message being cancelled which is identified using the RFF segment in group 3.</p> <p>5 = Replace - Cancel the original booking and replace with this booking (original booking reference is specified in RFF SG3). When a firm booking is being replaced all data pertaining to the consignment must be sent again for the message being replaced which is identified using the RFF segment in group 3.</p> <p>7 = Duplicate - A retransmission involving the same parties, on the specific request of the receiver.</p> <p>9 = Original - Original transmission of the firm booking message.</p> <p>31 = Copy - Copy of the booking for a third party for information purposes.</p> <p>42 = Confirmation via specific means - A confirmation of a previous message sent by means other than EDI, e.g., Fax.</p>
4343	Response type code	C an..3	N	
Segment Notes:				

## 5. Segments Layout

---

Segment number: 2

This segment is used to indicate the type and function of a message and to transmit the identifying number.  
All references other than the document number DE 1004 are to be put in the RFF segment.

Example:

BGM+335+4015+9'



## 5. Segments Layout

Segment number: 3

DTM		- C	9 - Date/time/period		
Function: To specify date, and/or time, or period.					
		EDIFACT	GS1	*	Description
C507	DATE/TIME/PERIOD	M	M		
2005	Date or time or period function code qualifier	Man..3	M	*	2 = Delivery date/time, requested 10 = Shipment date/time, requested 137 = Document/message date/time 175 = Advise before date/time 199 = Positioning date/time of goods 200 = Pick-up/collection date/time of cargo 234 = Collection date/time, earliest 235 = Collection date/time, latest 50E = Empty equipment required date/time/period (GS1 Temporary Code)
2380	Date or time or period value	C an..35	R		
2379	Date or time or period format code	C an..3	R		102 = CCYYMMDD 203 = CCYYMMDDHHMM 719 = CCYYMMDDHHMM-CCYYMMDDHHMM
Segment Notes:  This segment is used to specify any dates related to the firm booking message. DE 2005: Identification of the 'Document/message date/time' (code value 137) is mandatory in an EANCOM message.  Example: DTM+137:20021201:102'					

## 5. Segments Layout

Segment number: 4

<b>TSR</b> - C 9 - Transport service requirements				
Function: To specify the contract and carriage conditions and service and priority requirements for the transport.				
		EDIFACT	GS1	* Description
C536	CONTRACT AND CARRIAGE CONDITION	C	O	
4065	Contract and carriage condition code	Man..3	M	2 = Special agreement for parcels transport 3 = Special agreement for full loading transport 4 = Combined transport 5 = FIATA combined transport bill of lading 11 = CMR carnet
1131	Code list identification code	C an..17	O	
3055	Code list responsible agency code	C an..3	D	
C233	SERVICE	C	O	
7273	Service requirement code	Man..3	M	1 = Carrier loads 4 = Shipper loads
1131	Code list identification code	C an..17	O	
3055	Code list responsible agency code	C an..3	D	
7273	Service requirement code	C an..3	O	
1131	Code list identification code	C an..17	O	
3055	Code list responsible agency code	C an..3	D	
C537	TRANSPORT PRIORITY	C	O	
4219	Transport service priority code	Man..3	M	1 = Express 2 = High speed 3 = Normal speed
1131	Code list identification code	C an..17	O	
3055	Code list responsible agency code	C an..3	D	
C703	NATURE OF CARGO	C	N	
7085	Cargo type classification code	Man..3		
1131	Code list identification code	C an..17		
3055	Code list responsible agency code	C an..3		
Segment Notes: This segment is used to indicate any special transport contracts, services or priorities required for the booking.  Example: TSR+3+1'				

## 5. Segments Layout

Segment number: 5

<b>FTX</b> - C 99 - Free text				
Function: To provide free form or coded text information.				
	EDIFACT	GS1	*	Description
4451 Text subject code qualifier	M an..3	M		AAI = General information AAW = Letter of credit information BLR = Transport document remarks RQR = Requested routes/routing instructions RQT = Tariffs and route requested
4453 Free text function code	C an..3	O		1 = Text for subsequent use 3 = Text for immediate use
C107 TEXT REFERENCE	C	D		This composite is only used when trading partners have agreed to use mutually defined code values.
4441 Free text value code	M an..17	M		
1131 Code list identification code	C an..17	O		
3055 Code list responsible agency code	C an..3	D		91 = Assigned by supplier or supplier's agent 92 = Assigned by buyer or buyer's agent
C108 TEXT LITERAL	C	D		This composite is only used if coded text can not be used.
4440 Free text value	M an..512	M		
4440 Free text value	C an..512	O		
4440 Free text value	C an..512	O		
4440 Free text value	C an..512	O		
4440 Free text value	C an..512	O		
3453 Language name code	C an..3	D		ISO 639 two alpha code This data element is only used when non coded free text has been provided in data element C108.
4447 Free text format code	C an..3	N		
<p>Segment Notes:</p> <p>This segment is used to provide free form or coded text information related to the entire message. Use of this segment in free form is not recommended since it may inhibit automatic processing of the firm booking message. Coded references to standard texts is an available functionality which enables automatic processing and reduces transmission overheads. Standard texts should be mutually defined between trading partners and can be used to cover legal or other requirements.</p> <p>Example: FTX+RQR+++ROUTING THROUGH ROAD SERVICE POINT IN PARIS FOR QUALITY CHECK'</p>				

## 5. Segments Layout

Segment number: 6

<b>CNT</b> - C 9 - Control total				
Function: To provide control total.				
	EDIFACT	GS1	*	Description
C270 CONTROL	M	M		
6069 Control total type code qualifier	Man..3	M		<p>7 = <a href="#">Total gross weight</a>  11 = <a href="#">Total number of packages</a>  15 = <a href="#">Total consignment, cube</a>  16 = <a href="#">Total number of equipment</a>  57 = <a href="#">Total loading metres</a></p> <p>When using value '15' in this data element the total specified in data element 6066 is arrived at by adding the values specified in data element 6314 of the MEA segment at goods item level when the GMC (Gross measurement cube) code is used in data element 6313 in the same MEA segment.</p> <p>When using code value '11' the total specified in data element 6066 is arrived at by adding the values specified only in the first occurrence of C213, data element 7224, of the GID segment.</p>
6066 Control total value	Mn..18	M		
6411 Measurement unit code	C an..3	O		
Segment Notes: This segment is used to provide application data for message control purposes.  Example: CNT+11:450'				

## 5. Segments Layout

Segment number: 7

<b>SG2</b> - C 2 - TOD-LOC				
<b>TOD</b> - M 1 - Terms of delivery or transport				
Function:				
To specify terms of delivery or transport.				
		EDIFACT	GS1	* Description
4055	Delivery or transport terms function code	C an..3	<b>R</b>	6 = <a href="#">Delivery condition</a>
4215	Transport charges payment method code	C an..3	<b>O</b>	CC = <a href="#">Collect</a> PP = <a href="#">Prepaid (by seller)</a>
C100	TERMS OF DELIVERY OR TRANSPORT	C	<b>R</b>	
4053	Delivery or transport terms description code	C an..3	<b>R</b>	INCOTERMS (See EANCOM Codes Set) If INCOTERMS are applicable, then DE 3055 has to contain code value "9" and DE 1131 must be used.
1131	Code list identification code	C an..17	<b>O</b>	
3055	Code list responsible agency code	C an..3	<b>D</b>	
4052	Delivery or transport terms description	C an..70	<b>O</b>	
4052	Delivery or transport terms description	C an..70	<b>O</b>	
Segment Notes:				
This segment is used to specify the terms of delivery for the booking.				
Example:				
TOD+6++CFR:2E:9'				

## 5. Segments Layout

Segment number: 8

<b>SG2</b>		- C	2 - TOD-LOC		
<b>LOC</b>		- C	9 - Place/location identification		
Function:					
To identify a place or a location and/or related locations.					
		EDIFACT	GS1	*	Description
3227	Location function code qualifier	M an..3	<b>M</b>	*	1 = <b>Place of terms of delivery</b>
C517	LOCATION IDENTIFICATION	C	<b>A</b>		
3225	Location name code	C an..25	<b>A</b>		The use of UN/LOCODES is the most appropriate means of identifying locations related to the terms of delivery.
1131	Code list identification code	C an..17	<b>O</b>		
3055	Code list responsible agency code	C an..3	<b>D</b>		9 = <b>GS1</b> 3 = <b>IATA (International Air Transport Association)</b> DE 3055 must be used if DE 3225 is used and does not contain an UN/LOCODE.
3224	Location name	C an..256	<b>O</b>		
C519	RELATED LOCATION ONE IDENTIFICATION	C	<b>N</b>		
3223	First related location name code	C an..25			
1131	Code list identification code	C an..17			
3055	Code list responsible agency code	C an..3			
3222	First related location name	C an..70			
C553	RELATED LOCATION TWO IDENTIFICATION	C	<b>N</b>		
3233	Second related location name code	C an..25			
1131	Code list identification code	C an..17			
3055	Code list responsible agency code	C an..3			
3232	Second related location name	C an..70			
5479	Relation code	C an..3	<b>N</b>		
Segment Notes:					
This segment is used to indicate the location at which the terms of delivery are applicable.					
Example:					
LOC+1+BE-BRU'					

## 5. Segments Layout

Segment number: 9

<b>SG3</b>		- C	99 - RFF-DTM		
<b>RFF</b>		- M	1 - Reference		
Function:					
To specify a reference.					
		EDIFACT	GS1	*	Description
C506	REFERENCE	M	M		
1153	Reference code qualifier	M an..3	M		BN = <a href="#">Booking reference number</a> CT = <a href="#">Contract number</a> CU = <a href="#">Consignor's reference number</a> PFB = <a href="#">Firm booking reference number (GS1 Temporary Code)</a>  Code value 'PFB' is only used when codes values 1 (Cancellation) or 5 (Replacement) are used in data element 1225 of the BGM segment. The code value 'CU' is the common reference number for the consignment which is used in all transport messages (IFTMIN, IFTMAN, etc).
1154	Reference identifier	C an..70	R		
1156	Document line identifier	C an..6	N		
4000	Reference version identifier	C an..35	N		
1060	Revision identifier	C an..6	N		
Segment Notes:					
This segment is used to specify references relating to the booking.					
Example:					
RFF+CT:76214'					

## 5. Segments Layout

Segment number: 10

<b>SG3</b>		- C	99 - RFF-DTM		
<b>DTM</b>		- C	9 - Date/time/period		
Function:					
To specify date, and/or time, or period.					
		EDIFACT	GS1	*	Description
C507	DATE/TIME/PERIOD	M	M		
2005	Date or time or period function code qualifier	M an..3	M	*	171 = Reference date/time
2380	Date or time or period value	C an..35	R		
2379	Date or time or period format code	C an..3	R		102 = CCYYMMDD 203 = CCYYMMDDHHMM
Segment Notes:					
This segment is used to specify any dates related to the previous RFF segment.					
Example:					
DTM+171:20021125:102'					



## 5. Segments Layout

Segment number: 11

<b>SG7</b> - C 99 - TDT-DTM-SG8				
<b>TDT</b> - M 1 - Details of transport				
Function:				
To specify the transport details such as mode of transport, means of transport, its conveyance reference number and the identification of the means of transport.				
	EDIFACT	GS1	*	Description
8051 Transport stage code qualifier	M an..3	M		10 = Pre-carriage transport 20 = Main-carriage transport 30 = On-carriage transport
8028 Means of transport journey identifier	C an..17	O		Reference number covering the transport
C220 MODE OF TRANSPORT	C	A		
8067 Transport mode name code	C an..3	R		10 = 20 = 30 = 40 = 60 =
8066 Transport mode name	C an..17	N		
C228 TRANSPORT MEANS	C	O		
8179 Transport means description code	C an..8	D		23 = Rail bulk car 31 = Truck
8178 Transport means description	C an..17	D		
C040 CARRIER	C	O		
3127 Carrier identifier	C an..17	A		GLN - Format n13
1131 Code list identification code	C an..17	O		
3055 Code list responsible agency code	C an..3	D		9 = GS1
3128 Carrier name	C an..35	O		
8101 Transit direction indicator code	C an..3	N		
C401 EXCESS TRANSPORTATION INFORMATION	C	N		
8457 Excess transportation reason code	M an..3			
8459 Excess transportation responsibility code	M an..3			
7130 Customer shipment authorisation identifier	C an..17			
C222 TRANSPORT IDENTIFICATION	C	O		
8213 Transport means identification name identifier	C an..9	O		
1131 Code list identification code	C an..17	O		
3055 Code list responsible agency code	C an..3	D		DE 3055 must be used if DE 8213 is used.
8212 Transport means identification name	C an..35	R		Vehicle license plate/Aircraft number.
8453 Transport means nationality	C an..3	O		ISO 3166 two alpha code

## 5. Segments Layout

---

Segment number: 11

		EDIFACT	GS1	*	Description
code					
8281	Transport means ownership indicator code	C an..3	N		

**Segment Notes:**

This segment is used to indicate the transport means, and where necessary, the carrier to be used for the consignment being booked. When used, it is mandatory to indicate the main carriage transport mode in this segment.

**Example:**

TDT+20++30+31'

**Dependency Notes:**

Data Elements 8179 and 8178 are only used when the type of means of transport must be specifically identified, that is, a generic description such as road transport is unsuitable.

## 5. Segments Layout

Segment number: 12

<b>SG7</b>		- C	99 - TDT-DTM-SG8		
<b>DTM</b>		- C	9 - Date/time/period		
Function:					
To specify date, and/or time, or period.					
		EDIFACT	GS1	*	Description
C507	DATE/TIME/PERIOD	M	M		
2005	Date or time or period function code qualifier	M an..3	M		133 = <a href="#">Departure date/time, estimated</a> 190 = <a href="#">Transshipment date/time</a>
2380	Date or time or period value	C an..35	R		
2379	Date or time or period format code	C an..3	R		102 = <a href="#">CCYYMMDD</a> 203 = <a href="#">CCYYMMDDHHMM</a>
Segment Notes:					
This segment is used to specify any dates relating to the transport specified in the previous TDT segment.					
Example:					
DTM+133:200212151000:203'					

## 5. Segments Layout

Segment number: 13

<b>SG7</b>	- C	99 - TDT-DTM-SG8
<b>SG8</b>	- C	99 - LOC
<b>LOC</b>	- M	1 - Place/location identification

Function:

To identify a place or a location and/or related locations.

		EDIFACT	GS1	*	Description
3227	Location function code qualifier	M an..3	<b>M</b>		9 = Place/port of loading 11 = Place/port of discharge
C517	LOCATION IDENTIFICATION	C	<b>A</b>		
3225	Location name code	C an..25	<b>A</b>		GLN - Format n13
1131	Code list identification code	C an..17	<b>O</b>		
3055	Code list responsible agency code	C an..3	<b>D</b>		9 = <b>GS1</b> DE 3055 must be used if DE 3225 is used and does not contain an UN/LOCODE.
3224	Location name	C an..256	<b>O</b>		
C519	RELATED LOCATION ONE IDENTIFICATION	C	<b>N</b>		
3223	First related location name code	C an..25			
1131	Code list identification code	C an..17			
3055	Code list responsible agency code	C an..3			
3222	First related location name	C an..70			
C553	RELATED LOCATION TWO IDENTIFICATION	C	<b>N</b>		
3233	Second related location name code	C an..25			
1131	Code list identification code	C an..17			
3055	Code list responsible agency code	C an..3			
3232	Second related location name	C an..70			
5479	Relation code	C an..3	<b>N</b>		

Segment Notes:

This segment is used to identify any locations related to the previously specified transport details.

Example:

LOC+9+5412345678908::9'

## 5. Segments Layout

Segment number: 14

<b>SG10</b> - C 99 - NAD-LOC-SG11				
<b>NAD</b> - M 1 - Name and address				
Function: To specify the name/address and their related function, either by C082 only and/or unstructured by C058 or structured by C080 thru 3207.				
	EDIFACT	GS1	*	Description
3035 Party function code qualifier	Man..3	M		CA = <a href="#">Carrier</a> CG = <a href="#">Carrier's agent</a> CN = <a href="#">Consignee</a> CZ = <a href="#">Consignor</a> DP = <a href="#">Delivery party</a> FW = <a href="#">Freight forwarder</a> PW = <a href="#">Despatch party</a>
C082 PARTY IDENTIFICATION DETAILS	C	A		
3039 Party identifier	Man..35	M		For identification of parties it is recommended to use GLN - Format n13.
1131 Code list identification code	C an..17	N		
3055 Code list responsible agency code	C an..3	R	*	9 = <b>GS1</b>
C058 NAME AND ADDRESS	C	O		This composite may only be used to fulfill the requirements of directive 2003/58/EC, article 4.
3124 Name and address description	Man..35	M		
3124 Name and address description	C an..35	O		
3124 Name and address description	C an..35	O		
3124 Name and address description	C an..35	O		
3124 Name and address description	C an..35	O		
C080 PARTY NAME	C	D		
3036 Party name	Man..35	M		Party Name in clear text.
3036 Party name	C an..35	O		
3036 Party name	C an..35	O		
3036 Party name	C an..35	O		
3036 Party name	C an..35	O		
3045 Party name format code	C an..3	O		
C059 STREET	C	D		
3042 Street and number or post office box identifier	Man..35	M		Building Name/Number and Street
3042 Street and number or post office box identifier	C an..35	O		Name and/or P.O. Box
3042 Street and number or post office box identifier	C an..35	O		
3042 Street and number or post office box identifier	C an..35	O		
3164 City name	C an..35	D		City/Town, clear text.
C819 COUNTRY SUB-ENTITY DETAILS	C	D		

## 5. Segments Layout

Segment number: 14

		EDIFACT	GS1	*	Description
3229	Country sub-entity name code	C an..9	O		
1131	Code list identification code	C an..17	O		
3055	Code list responsible agency code	C an..3	O		
3228	Country sub-entity name	C an..70	O		County/State, clear text.
3251	Postal identification code	C an..17	D		Postal Code
3207	Country name code	C an..3	D		ISO 3166 two alpha code

### Segment Notes:

This segment is used to identify the trading partners involved in the firm booking message. Identification of the consignor and the carrier or forwarder is mandatory in the firm booking message.

### Example:

NAD+CZ+5412345000020::9'

NAD+FW+5412345000013::9'

### Dependency Notes:

The following composites and data elements are only used when a coded name and address can not be used.

The affected composites and data elements are as follows:

C080 - C059 - 3164 - C819 - 3251 - 3207

## 5. Segments Layout

Segment number: 15

<b>SG10</b>		- C	99 - NAD-LOC-SG11		
<b>LOC</b>		- C	9 - Place/location identification		
Function:					
To identify a place or a location and/or related locations.					
		EDIFACT	GS1	*	Description
3227	Location function code qualifier	M an..3	<b>M</b>	*	7 = <b>Place of delivery</b> 10 = <b>Place of acceptance</b> The use of code values in this data element is linked to the codes selected in data element 3035 of the NAD segment. The general rules concerning the use of the code values in data element 3227 are as follows; The code value '7' may only be used in conjunction with the DE 3035 codes 'CN', 'CZ' and 'DP'. The code value '10' may only be used in conjunction with the DE 3035 codes 'PW' and 'CZ'.
C517	LOCATION IDENTIFICATION	C	<b>A</b>		
3225	Location name code	C an..25	<b>A</b>		GLN - Format n13
1131	Code list identification code	C an..17	<b>O</b>		
3055	Code list responsible agency code	C an..3	<b>D</b>		9 = <b>GS1</b> DE 3055 must be used if DE 3225 is used and does not contain an UN/LOCODE.
3224	Location name	C an..256	<b>O</b>		
C519	RELATED LOCATION ONE IDENTIFICATION	C	<b>N</b>		
3223	First related location name code	C an..25			
1131	Code list identification code	C an..17			
3055	Code list responsible agency code	C an..3			
3222	First related location name	C an..70			
C553	RELATED LOCATION TWO IDENTIFICATION	C	<b>N</b>		
3233	Second related location name code	C an..25			
1131	Code list identification code	C an..17			
3055	Code list responsible agency code	C an..3			
3232	Second related location name	C an..70			
5479	Relation code	C an..3	<b>N</b>		
Segment Notes:					
This segment is used to identify any specific locations relevant to the parties identified in the NAD segment.					
Example:					
LOC+7+5412345552908::9'					

## 5. Segments Layout

Segment number: 16

<b>SG10</b>	- C	99 - NAD-LOC-SG11
<b>SG11</b>	- C	9 - CTA-COM
<b>CTA</b>	- M	1 - Contact information

Function:				
To identify a person or a department to whom communication should be directed.				
		EDIFACT	GS1	* Description
3139	Contact function code	C an..3	<b>R</b>	
				IC = <a href="#">Information contact</a>
C056	DEPARTMENT OR EMPLOYEE DETAILS	C	<b>O</b>	
3413	Department or employee name code	C an..17	<b>O</b>	
3412	Department or employee name	C an..35	<b>O</b>	

Segment Notes:				
This segment is used to identify department and contact names within the company specified in the NAD segment.				
Example:				
CTA+IC+:R PAX'				



## 5. Segments Layout

Segment number: 17

<b>SG10</b>	- C	99 - NAD-LOC-SG11
<b>SG11</b>	- C	9 - CTA-COM
<b>COM</b>	- C	9 - Communication contact
Function:		
To identify a communication number of a department or a person to whom communication should be directed.		
	EDIFACT	GS1 * Description
C076 COMMUNICATION CONTACT	M	M
3148 Communication address identifier	Man..512	M
3155 Communication address code qualifier	Man..3	M
EI = <a href="#">EDI</a> EM = <a href="#">Electronic mail</a> TE = <a href="#">Telephone</a> XF = <a href="#">X.400</a> WWW =		
Segment Notes:		
This segment identifies the communications number and type of communications for the person or department identified in the preceding CTA segment.		
Example:		
COM+0033148759632:FX'		

## 5. Segments Layout

Segment number: 18

<b>SG16</b> - C 999 - GID-HAN-TMP-RNG-MOA-PIA-FTX-SG17-SG18-SG19-SG20-SG22-SG27				
<b>GID</b> - M 1 - Goods item details				
Function: To indicate totals of a goods item.				
	EDIFACT	GS1	*	Description
1496 Goods item number	C n..5	R		Application number identifying items within the current consignment.
C213 NUMBER AND TYPE OF PACKAGES	C	R		
7224 Package quantity	C n..8	R		
7065 Package type description code	C an..17	O		09 = Returnable pallet (GS1 Temporary Code) 201 = Pallet ISO 1 - 1/1 EURO Pallet (GS1 Temporary Code) CT = PK =
1131 Code list identification code	C an..17	N		
3055 Code list responsible agency code	C an..3	D	*	9 = <b>GS1</b>
7064 Type of packages	C an..35	N		
7233 Packaging related description code	C an..3	N		
C213 NUMBER AND TYPE OF PACKAGES	C	O		
7224 Package quantity	C n..8	O		
7065 Package type description code	C an..17	O		09 = Returnable pallet (GS1 Temporary Code) 201 = Pallet ISO 1 - 1/1 EURO Pallet (GS1 Temporary Code) CT = PK =
1131 Code list identification code	C an..17	N		
3055 Code list responsible agency code	C an..3	D	*	9 = <b>GS1</b>
7064 Type of packages	C an..35	N		
7233 Packaging related description code	C an..3	N		
C213 NUMBER AND TYPE OF PACKAGES	C	O		
7224 Package quantity	C n..8	O		
7065 Package type description code	C an..17	O		09 = Returnable pallet (GS1 Temporary Code) 201 = Pallet ISO 1 - 1/1 EURO Pallet (GS1 Temporary Code) CT = PK =
1131 Code list identification code	C an..17	N		

5. Segments Layout

3055	Code list responsible agency code	C an..3	D	*	9 = GS1
------	--------------------------------------	---------	---	---	---------

## 5. Segments Layout

Segment number: 18

	EDIFACT	GS1	*	Description
7064 Type of packages	C an..35	N		
7233 Packaging related description code	C an..3	N		
C213 NUMBER AND TYPE OF PACKAGES	C	O		
7224 Package quantity	C n..8	O		
7065 Package type description code	C an..17	O		09 = Returnable pallet (GS1 Temporary Code) 201 = Pallet ISO 1 - 1/1 EURO Pallet (GS1 Temporary Code) CT = PK =
1131 Code list identification code	C an..17	N		
3055 Code list responsible agency code	C an..3	D	*	9 = <b>GS1</b>
7064 Type of packages	C an..35	N		
7233 Packaging related description code	C an..3	N		
C213 NUMBER AND TYPE OF PACKAGES	C	O		
7224 Package quantity	C n..8	O		
7065 Package type description code	C an..17	O		09 = Returnable pallet (GS1 Temporary Code) 201 = Pallet ISO 1 - 1/1 EURO Pallet (GS1 Temporary Code) CT = PK =
1131 Code list identification code	C an..17	N		
3055 Code list responsible agency code	C an..3	D	*	9 = <b>GS1</b>
7064 Type of packages	C an..35	N		
7233 Packaging related description code	C an..3	N		

### Segment Notes:

This segment is the trigger segment for the detail section of the firm booking message. It is used to specify the number and type of packaging for the goods item(s) for which space is being booked.  
Within the GID segment it is possible to identify up to 3 levels of packaging hierarchy for the transported goods item. Despatch units are identified in the first occurrence of C213.

### Example:

GID+1+1:09::9+6:CT'

(The top level is returnable pallet which contains a second level of 6 cartons.)

### Dependency Notes:

DE 3055: This data element is only used with the code value '9' if the code value in data element 7065 is an GS1 code.

## 5. Segments Layout

Segment number: 19

<b>SG16</b> - C 999 - GID-HAN-TMP-RNG-MOA-PIA-FTX-SG17-SG18-SG19-SG20-SG22-SG27				
<b>HAN</b> - C 1 - Handling instructions				
Function: To specify handling and where necessary, notify hazards.				
	EDIFACT	GS1	*	Description
C524 HANDLING INSTRUCTIONS	C	A		
4079 Handling instruction description code	C an..3	R		BIG = Outsized (GS1 Temporary Code) CRU = Crushable (GS1 Temporary Code) EAT = Foodstuffs (GS1 Temporary Code) HWC = Handle with care (GS1 Temporary Code) STR = Stacking restricted (GS1 Temporary Code) UST = Unstackable (GS1 Temporary Code) VAL = Valuable cargo (GS1 Temporary Code)
1131 Code list identification code	C an..17	O		
3055 Code list responsible agency code	C an..3	D	*	9 = <b>GS1</b> This data element is only used with the code value '9' if the Handling Instructions identified in data element 4079 is an GS1 code.
4078 Handling instruction description	C an..70	O		
C218 HAZARDOUS MATERIAL	C	O		The identification of hazardous materials is carried out using the DGS and FTX segments.
7419 Hazardous material category name code	C an..7	D		Used to provide the material class code of an organization. The preferred way to provide 'ADR international classification' or 'Hazardous material standard text' is to use DE 1131.
1131 Code list identification code	C an..17	O		ADR = Accord Europeen au transport international dangereuses (GS1 Temporary Code) HMT = Hazardous material standard text (GS1 Temporary Code)
3055 Code list responsible agency code	C an..3	D		9 = <b>GS1</b>
7418 Hazardous material category name	C an..35	O		To be used when no code value is available for DE7419.
Segment Notes: This segment is used to provide handling instructions relevant to the goods item identified in the GID segment.  Example: HAN+EAT'				

## 5. Segments Layout

Segment number: 20

<b>SG16</b>		- C	999 - GID-HAN-TMP-RNG-MOA-PIA-FTX-SG17-SG18-SG19-SG20-SG22-SG27		
<b>TMP</b>		- C	1 - Temperature		
Function:					
To specify the temperature setting.					
		EDIFACT	GS1	*	Description
6245	Temperature type code qualifier	M an..3	<b>M</b>	*	2 = <b>Transport temperature</b>
C239	TEMPERATURE SETTING	C	<b>R</b>		
6246	Temperature value	C n..15	<b>R</b>		
6411	Measurement unit code	C an..3	<b>O</b>		CEL = <b>degree celsius</b> FAH = <b>degree Fahrenheit</b> KEL = <b>kelvin</b>
Segment Notes:					
This segment is used to specify temperature settings related to the current goods item.					
Example:					
TMP+2+40:CEL'					

## 5. Segments Layout

Segment number: 21

<b>SG16</b> - C 999 - GID-HAN-TMP-RNG-MOA-PIA-FTX-SG17-SG18-SG19-SG20-SG22-SG27					
<b>RNG</b> - C 1 - Range details					
Function: To identify a range.					
		EDIFACT	GS1	*	Description
6167	Range type code qualifier	M an..3	<b>M</b>	*	5 = <b>Temperature range</b>
C280	RANGE	C	<b>R</b>		
6411	Measurement unit code	M an..3	<b>M</b>		CEL = <b>degree celsius</b> FAH = <b>degree Fahrenheit</b> KEL = <b>kelvin</b>
6162	Range minimum value	C n..18	<b>R</b>		
6152	Range maximum value	C n..18	<b>O</b>		
Segment Notes: This segment is used to specify temperature ranges related to the goods item.  Example: RNG+5+CEL:4:10'					

## 5. Segments Layout

Segment number: 22

<b>SG16</b> - C 999 - GID-HAN-TMP-RNG-MOA-PIA-FTX-SG17-SG18-SG19-SG20-SG22-SG27				
<b>MOA</b> - C 9 - Monetary amount				
Function: To specify a monetary amount.				
	EDIFACT	GS1	*	Description
C516 MONETARY AMOUNT	M	M		
5025 Monetary amount type code qualifier	Man..3	M		40 = Customs value 44 = Declared value for carriage 157 = Insurance value
5004 Monetary amount	C n..35	R		
6345 Currency identification code	C an..3	O		ISO 4217 three alpha
6343 Currency type code qualifier	C an..3	N		
4405 Status description code	C an..3	N		
Segment Notes: This segment is used to specify the value of the goods item for customs, insurance or other valuation purposes.  Example: MOA+40:45300:EUR'				



## 5. Segments Layout

Segment number: 23

<b>SG16</b>		- C	999 - GID-HAN-TMP-RNG-MOA-PIA-FTX-SG17-SG18-SG19-SG20-SG22-SG27		
<b>PIA</b>		- C	9 - Additional product id		
Function:					
To specify additional or substitutional item identification codes.					
		EDIFACT	GS1	*	Description
4347	Product identifier code qualifier	M an..3	M	*	1 = <b>Additional identification</b> 5 = <b>Product identification</b> Product Id function, coded has the following restricted coded functions: 1 = Additional Identification - To provide additional identifications for the goods item specified in the GID segment, e.g. harmonised system codes. 5 = Product Identification - To provide the GTIN of the products contained in the current goods item identified in the GID segment.
C212	ITEM NUMBER IDENTIFICATION	M	M		
7140	Item identifier	C an..35	R		
7143	Item type identification code	C an..3	R		HS = <b>Harmonised system</b> SRV = <b>GS1 Global Trade Item Number</b>
1131	Code list identification code	C an..17	O		
3055	Code list responsible agency code	C an..3	D		9 = <b>GS1</b>
C212	ITEM NUMBER IDENTIFICATION	C	O		
7140	Item identifier	C an..35	R		
7143	Item type identification code	C an..3	R		
1131	Code list identification code	C an..17	O		
3055	Code list responsible agency code	C an..3	D		
C212	ITEM NUMBER IDENTIFICATION	C	O		
7140	Item identifier	C an..35	R		
7143	Item type identification code	C an..3	R		
1131	Code list identification code	C an..17	O		
3055	Code list responsible agency code	C an..3	D		
C212	ITEM NUMBER IDENTIFICATION	C	O		
7140	Item identifier	C an..35	R		
7143	Item type identification code	C an..3	R		
1131	Code list identification code	C an..17	O		
3055	Code list responsible agency code	C an..3	D		
C212	ITEM NUMBER IDENTIFICATION	C	O		
7140	Item identifier	C an..35	R		

## 5. Segments Layout

---

Segment number: 23

		EDIFACT	GS1	*	Description
7143	Item type identification code	C an..3	<b>R</b>		
1131	Code list identification code	C an..17	<b>O</b>		
3055	Code list responsible agency code	C an..3	<b>D</b>		

**Segment Notes:**

This segment is used to specify identification codes relating to the goods item which is being booked.

**Example:**

PIA+5+5410738251028:SRV'

## 5. Segments Layout

Segment number: 24

<b>SG16</b> - C 999 - GID-HAN-TMP-RNG-MOA-PIA-FTX-SG17-SG18-SG19-SG20-SG22-SG27				
<b>FTX</b> - C 9 - Free text				
Function: To provide free form or coded text information.				
	EDIFACT	GS1	*	Description
4451 Text subject code qualifier	M an..3	M		AAA = Goods description SIN = Special instructions
4453 Free text function code	C an..3	O		1 = Text for subsequent use 3 = Text for immediate use
C107 TEXT REFERENCE	C	D		This composite is only used when trading partners have agreed to use mutually defined code values.
4441 Free text value code	Man..17	M		
1131 Code list identification code	C an..17	O		
3055 Code list responsible agency code	C an..3	D		9 = GS1 87 = Assigned by carrier
C108 TEXT LITERAL	C	D		This composite is only used if coded text can not be used.
4440 Free text value	Man..512	M		
4440 Free text value	C an..512	O		
4440 Free text value	C an..512	O		
4440 Free text value	C an..512	O		
4440 Free text value	C an..512	O		
3453 Language name code	C an..3	D		ISO 639 two alpha code This data element is only used when non coded free text has been provided in data element C108.
4447 Free text format code	C an..3	N		
<p>Segment Notes:</p> <p>This segment is used to provide free form or coded text information related to the goods item. Use of this segment in free form is not recommended since it may inhibit automatic processing of the firm booking message. Coded references to standard texts is an available functionality which enables automatic processing and reduces transmission overheads. Standard texts should be mutually defined between trading partners and can be used to cover legal or other requirements.</p> <p>Any descriptive information related to the goods item must be specified in this segment using the qualifier AAA (Goods description) in data element 4451.</p> <p>Example:  FTX+AAA+1++HOSPITAL SUPPLIES'  (Free form goods description of the goods item as hospital supplies.)</p>				

## 5. Segments Layout

Segment number: 25

<b>SG16</b>	- C	999 - GID-HAN-TMP-RNG-MOA-PIA-FTX-SG17-SG18-SG19-SG20-SG22-SG27			
<b>SG17</b>	- C	9 - NAD-DTM			
<b>NAD</b>	- M	1 - Name and address			
Function:					
To specify the name/address and their related function, either by C082 only and/or unstructured by C058 or structured by C080 thru 3207.					
		EDIFACT	GS1	*	Description
3035	Party function code qualifier	M an..3	M	*	DP = Delivery party PW = Despatch party
C082	PARTY IDENTIFICATION DETAILS	C	A		
3039	Party identifier	M an..35	M		For identification of parties it is recommended to use GLN - Format n13.
1131	Code list identification code	C an..17	N		
3055	Code list responsible agency code	C an..3	R	*	9 = GS1
C058	NAME AND ADDRESS	C	O		This composite may only be used to fulfill the requirements of directive 2003/58/EC, article 4.
3124	Name and address description	M an..35	M		
3124	Name and address description	C an..35	O		
3124	Name and address description	C an..35	O		
3124	Name and address description	C an..35	O		
3124	Name and address description	C an..35	O		
C080	PARTY NAME	C	D		Party Name in clear text.
3036	Party name	M an..35	M		
3036	Party name	C an..35	O		
3036	Party name	C an..35	O		
3036	Party name	C an..35	O		
3036	Party name	C an..35	O		
3045	Party name format code	C an..3	O		
C059	STREET	C	D		
3042	Street and number or post office box identifier	M an..35	M		Building Name/Number and Street
3042	Street and number or post office box identifier	C an..35	O		Name and/or P.O. Box
3042	Street and number or post office box identifier	C an..35	O		
3042	Street and number or post office box identifier	C an..35	O		
3164	City name	C an..35	D		City/Town, clear text.
C819	COUNTRY SUB-ENTITY DETAILS	C	D		
3229	Country sub-entity name code	C an..9	O		
1131	Code list identification code	C an..17	O		
	Code list responsible agency				

## 5. Segments Layout

---

Segment number: 25

	EDIFACT	GS1	*	Description
3055 code	C an..3	O		
3228 Country sub-entity name	C an..70	O		County/State, clear text.
3251 Postal identification code	C an..17	D		Postal Code
3207 Country name code	C an..3	D		ISO 3166 two alpha code

### Segment Notes:

This segment is used to identify parties related to the despatch and delivery of the current goods item.  
Information provided here will override similar information provided at the heading level (group 10) when the same qualifier is used.  
Only two repetitions of this segment are allowed per booking goods item.

### Example:

NAD+PW+5411234512300::9'  
NAD+DP+5412345123450::9'

### Dependency Notes:

The following composites and data elements are only used when a coded name and address can not be used.  
The affected composites and data elements are as follows:  
C080 - C059 - 3164 - C819 - 3251 - 3207

## 5. Segments Layout

Segment number: 26

<b>SG16</b>	- C	999 - GID-HAN-TMP-RNG-MOA-PIA-FTX-SG17-SG18-SG19-SG20-SG22-SG27
<b>SG17</b>	- C	9 - NAD-DTM
<b>DTM</b>	- C	1 - Date/time/period

Function:  
To specify date, and/or time, or period.

		EDIFACT	GS1	*	Description
C507	DATE/TIME/PERIOD	M	M		
2005	Date or time or period function code qualifier	M an..3	M	*	2 = Delivery date/time, requested 10 = Shipment date/time, requested 63 = Delivery date/time, latest 64 = Delivery date/time, earliest 191 = Delivery date/time, expected 200 = Pick-up/collection date/time of cargo
2380	Date or time or period value	C an..35	R		
2379	Date or time or period format code	C an..3	R		102 = CCYYMMDD 203 = CCYYMMDDHHMM

Segment Notes:  
  
This segment is used to specify dates and times relating to the despatch or delivery parties specified in the preceding NAD segment.  
  
Example:  
DTM+191:20021220:102'

## 5. Segments Layout

Segment number: 27

<b>SG16</b>	- C	999 - GID-HAN-TMP-RNG-MOA-PIA-FTX-SG17-SG18-SG19-SG20-SG22-SG27			
<b>SG18</b>	- C	99 - MEA-EQN			
<b>MEA</b>	- M	1 - Measurements			
Function:					
To specify physical measurements, including dimension tolerances, weights and counts.					
		EDIFACT	GS1	*	Description
6311	Measurement purpose code qualifier	M an..3	<b>M</b>		AAE = <a href="#">Measurement</a> LMT = <a href="#">Loading metre</a>
C502	MEASUREMENT DETAILS	C	<b>A</b>		
6313	Measured attribute code	C an..3	<b>A</b>		AAB = <a href="#">Unit gross weight</a> AAW = <a href="#">Gross volume</a> G = <a href="#">Gross weight</a> AFF = <a href="#">Gross measure cube</a> NPP = <a href="#">Number of pallet places (GS1 Temporary Code)</a> PMC = <a href="#">Package net measurement cube (GS1 Temporary Code)</a> LN = <a href="#">Length dimension</a> T = <a href="#">Tare weight</a>  This qualifier determines the measurement value to be applied either to one single despatch unit of the goods item or to a number of despatch units of the goods item. When Unit Gross Weight is provided in this segment the measurement provided relates to the total gross weight of one single despatch unit in the goods item. The number of despatch units of the goods item that all have the same quoted gross weight is specified in the EQN segment when different from the number of despatch units specified in the GID segment. When Gross Weight is provided the measurement relates to the total gross weight of a number of despatch units in the goods item. The number of despatch units of the goods item that together have the quoted gross weight is specified in the EQN segment when different from the number of despatch units specified in the GID segment.
6321	Measurement significance code	C an..3	<b>O</b>		3 = <a href="#">Approximately</a> 4 = <a href="#">Equal to</a>
6155	Non-discrete measurement name code	C an..17	<b>N</b>		
6154	Non-discrete measurement name	C an..70	<b>O</b>		
C174	VALUE/RANGE	C	<b>R</b>		
6411	Measurement unit code	M an..3	<b>M</b>		KGM = <a href="#">kilogram</a> LTR = <a href="#">litre</a> MTQ = <a href="#">cubic metre</a> MTR = <a href="#">metre</a> TNE = <a href="#">tonne (metric ton)</a> H87 = <a href="#">Piece</a>
6314	Measurement value	C an..18	<b>O</b>		
6162	Range minimum value	C n..18	<b>O</b>		

## 5. Segments Layout

---

Segment number: 27

		EDIFACT	GS1	*	Description
6152	Range maximum value	C n..18	O		
6432	Significant digits quantity	C n..2	O		
7383	Surface or layer code	C an..3	N		
<p>Segment Notes:</p> <p>This segment is used to specify a measurement for the goods identified in the GID segment. All measurements given in the MEA segments relate to the highest level of packaging (the despatch units) identified in the GID segment.</p> <p>Example: MEA+AAE+G+KGM:1600'</p>					



## 5. Segments Layout

Segment number: 28

<b>SG16</b>	- C	999 - GID-HAN-TMP-RNG-MOA-PIA-FTX-SG17-SG18-SG19-SG20-SG22-SG27			
<b>SG18</b>	- C	99 - MEA-EQN			
<b>EQN</b>	- C	1 - Number of units			
Function:					
To specify the number of units.					
		EDIFACT	GS1	*	Description
C523	NUMBER OF UNIT DETAILS	M	M		
6350	Units quantity	C n..15	R		
6353	Unit type code qualifier	C an..3	N		
Segment Notes:					
This segment is used to specify the number of packages (despatch units) within the goods item to which the measurement applies.					
Example:					
EQN+10'					

## 5. Segments Layout

Segment number: 29

<b>SG16</b>	- C	999 - GID-HAN-TMP-RNG-MOA-PIA-FTX-SG17-SG18-SG19-SG20-SG22-SG27			
<b>SG19</b>	- C	99 - DIM-EQN			
<b>DIM</b>	- M	1 - Dimensions			
Function: To specify dimensions.					
	EDIFACT	GS1	*	Description	
6145	Dimension type code qualifier	M an..3	M	*	<div>1 = Gross dimensions</div> <div>10E = Unit gross dimensions (GS1 Temporary Code)</div> <div>This qualifier determines the dimension values to be applied either to one single despatch unit of the goods item or to a number of despatch units of the goods item.</div> <div>When Unit Gross Dimensions are provided in this segment the dimension values provided relate to the total gross dimensions of one single despatch unit in the goods item. The number of despatch units of the goods item that all have the same quoted gross dimensions is specified in the EQN segment when different from the number of despatch units specified in the GID segment.</div> <div>When Gross Dimensions are provided the dimension values relate to the total gross weight of a number of despatch units in the goods item. The number of despatch units of the goods item that together have the quoted gross dimension is specified in the EQN segment when different from the number of despatch units specified in the GID segment.</div>
C211	DIMENSIONS	M	M		
6411	Measurement unit code	M an..3	M		MTR = metre
6168	Length dimension value	C n..15	O		
6140	Width dimension value	C n..15	O		
6008	Height dimension value	C n..15	O		
Segment Notes:					
This segment is used to indicate the dimensions of the goods item identified in the GID segment. All dimensions given in the DIM segments relate to the highest level packaging (the despatch units) identified in the GID segment.					
Example: DIM+1+MTR:4:2:2'					

## 5. Segments Layout

Segment number: 30

<b>SG16</b>	- C	999 - GID-HAN-TMP-RNG-MOA-PIA-FTX-SG17-SG18-SG19-SG20-SG22-SG27		
<b>SG19</b>	- C	99 - DIM-EQN		
<b>EQN</b>	- C	1 - Number of units		
Function:				
To specify the number of units.				
	EDIFACT	GS1	*	Description
C523	NUMBER OF UNIT DETAILS	M	M	
6350	Units quantity	C n..15	R	The value expressed in this data element must be the sum of all the values of DE 7224 in the first occurrence of C213 in the GID segment throughout the message.
6353	Unit type code qualifier	C an..3	N	
Segment Notes:				
This segment is used to specify the number of packages (despatch units) within the goods items to which the dimensions apply.				
Example:				
EQN+40'				

## 5. Segments Layout

Segment number: 31

<b>SG16</b>	- C	999 - GID-HAN-TMP-RNG-MOA-PIA-FTX-SG17-SG18-SG19-SG20-SG22-SG27
<b>SG20</b>	- C	9 - RFF
<b>RFF</b>	- M	1 - Reference

Function:

To specify a reference.

		EDIFACT	GS1	*	Description
C506	REFERENCE	M	M		
1153	Reference code qualifier	M an..3	M		CT = <a href="#">Contract number</a> CU = <a href="#">Consignor's reference number</a>
1154	Reference identifier	C an..70	R		
1156	Document line identifier	C an..6	N		
4000	Reference version identifier	C an..35	N		
1060	Revision identifier	C an..6	N		

Segment Notes:

This segment is used to specify references which are applicable to the current goods item only. The references specified here will not accompany the consignment and will override any specified in segment group 03 in the header when the same qualifier is used.

Example:

RFF+CT:52441'

## 5. Segments Layout

Segment number: 32

<b>SG16</b>	- C	999 - GID-HAN-TMP-RNG-MOA-PIA-FTX-SG17-SG18-SG19-SG20-SG22-SG27		
<b>SG22</b>	- C	9 - DOC		
<b>DOC</b>	- M	1 - Document/message details		
Function:				
To identify documents and details directly related to it.				
	EDIFACT	GS1	*	Description
C002	DOCUMENT/MESSAGE NAME	M	M	
1001	Document name code	C an..3	R	811 = <a href="#">Export licence</a> 911 = <a href="#">Import licence</a>
1131	Code list identification code	C an..17	O	
3055	Code list responsible agency code	C an..3	D	
1000	Document name	C an..35	N	
C503	DOCUMENT/MESSAGE DETAILS	C	O	
1004	Document identifier	C an..35	R	
1373	Document status code	C an..3	N	
1366	Document source description	C an..70	O	
3453	Language name code	C an..3	O	ISO 639 two alpha
1056	Version identifier	C an..9	N	
1060	Revision identifier	C an..6	N	
3153	Communication medium type code	C an..3	N	
1220	Document copies required quantity	C n..2	O	
1218	Document originals required quantity	C n..2	N	
Segment Notes:				
This segment is used to specify documents which are required for the current goods item only and which must accompany the goods during transport.				
Example:				
DOC+811+52441'				

## 5. Segments Layout

Segment number: 33

<b>SG16</b>	- C	999 - GID-HAN-TMP-RNG-MOA-PIA-FTX-SG17-SG18-SG19-SG20-SG22-SG27			
<b>SG27</b>	- C	99 - DGS-FTX			
<b>DGS</b>	- M	1 - Dangerous goods			
Function: To identify dangerous goods.					
		EDIFACT	GS1	*	Description
8273	Dangerous goods regulations code	C an..3	<b>R</b>		ADR = <a href="#">European agreement regarding the total carriage of dangerous goods</a> CFR = <a href="#">49 code of federal regulations</a> ICA = <a href="#">IATA ICAO</a> RID = <a href="#">Rail/road dangerous goods book (RID)</a>
C205	HAZARD CODE	C	<b>O</b>		
8351	Hazard identification code	M an..7	<b>M</b>		Classification according ADR/RID rules
8078	Additional hazard classification identifier	C an..7	<b>O</b>		Additional according ADR/RID rules
8092	Hazard code version identifier	C an..10	<b>O</b>		
C234	UNDG INFORMATION	C	<b>O</b>		
7124	United Nations Dangerous Goods (UNDG) identifier	C n4	<b>O</b>		
7088	Dangerous goods flashpoint value	C an..8	<b>O</b>		Declaration of the flashpoint.
C223	DANGEROUS GOODS SHIPMENT FLASHPOINT	C	<b>O</b>		
7106	Shipment flashpoint value	C n3	<b>O</b>		
6411	Measurement unit code	C an..3	<b>O</b>		CEL = <a href="#">degree celsius</a>
8339	Packaging danger level code	C an..3	<b>O</b>		1 = <a href="#">Great danger</a> 2 = <a href="#">Medium danger</a> 3 = <a href="#">Minor danger</a>
8364	Emergency procedure for ships identifier	C an..6	<b>O</b>		Only for emergency procedure on ships.
8410	Hazard medical first aid guide identifier	C an..4	<b>O</b>		
8126	Transport emergency card identifier	C an..10	<b>O</b>		TREM card number according ADR.
C235	HAZARD IDENTIFICATION PLACARD DETAILS	C	<b>O</b>		
8158	Orange hazard placard upper part identifier	C an..4	<b>O</b>		Danger signs upper part.
8186	Orange hazard placard lower part identifier	C an4	<b>O</b>		Danger signs lower part.
C236	DANGEROUS GOODS LABEL	C	<b>O</b>		According ADR, FID, IMDG-code, IATA-DGR.
8246	Dangerous goods marking identifier	C an..4	<b>O</b>		Number of dangerous goods document primary hazard.
8246	Dangerous goods marking identifier	C an..4	<b>O</b>		Number of dangerous goods document secondary hazard.
8246	Dangerous goods marking	C an..4	<b>O</b>		

## 5. Segments Layout

---

Segment number: 33

		EDIFACT	GS1	*	Description
identifier					
8255	Packing instruction type code	C an..3	<b>O</b>		
8325	Hazardous means of transport category code	C an..3	<b>O</b>		Only used by air carrier.
8211	Hazardous cargo transport authorisation code	C an..3	<b>O</b>		

### Segment Notes:

This segment is used to indicate whether the goods item being booked is dangerous.

### Example:

DGS+ADR+3B+1178+021:CEL'

The dangerous goods are classified according to the ADR class 3B (extremely flammable liquid) with the UN number 1178 and a flashpoint of 21 degrees celsius.

## 5. Segments Layout

Segment number: 34

<b>SG16</b>	- C	999 - GID-HAN-TMP-RNG-MOA-PIA-FTX-SG17-SG18-SG19-SG20-SG22-SG27		
<b>SG27</b>	- C	99 - DGS-FTX		
<b>FTX</b>	- C	99 - Free text		
Function: To provide free form or coded text information.				
	EDIFACT	GS1	*	Description
4451	Text subject code qualifier	M an..3	M	AAC = <a href="#">Dangerous goods additional information</a> AAD = <a href="#">Dangerous goods, technical name</a>
4453	Free text function code	C an..3	O	3 = <a href="#">Text for immediate use</a>
C107	TEXT REFERENCE	C	D	This composite is only used when trading partners have agreed to use mutually defined code values.
4441	Free text value code	M an..17	M	
1131	Code list identification code	C an..17	O	
3055	Code list responsible agency code	C an..3	D	90 = <a href="#">Assigned by manufacturer</a>
C108	TEXT LITERAL	C	D	This composite is only used if coded text can not be used.
4440	Free text value	M an..512	M	
4440	Free text value	C an..512	O	
4440	Free text value	C an..512	O	
4440	Free text value	C an..512	O	
4440	Free text value	C an..512	O	
3453	Language name code	C an..3	D	ISO 639 two alpha code This data element is only used when non coded free text has been provided in data element C108.
4447	Free text format code	C an..3	N	
Segment Notes:  This segment is used to specify any additional information required for the dangerous goods. Use of this segment in free form is not recommended since it may inhibit automatic processing of the firm booking message. Coded references to standard texts is an available functionality which enables automatic processing and reduces transmission overheads. Standard texts should be mutually defined between trading partners and can be used to cover legal or other requirements.  Example: FTX+AAD+++DIETHYL ACETALDEHYDE'				



## 5. Segments Layout

Segment number: 35

<b>SG32</b> - C 999 - EQD-EQN-SG33				
<b>EQD</b> - M 1 - Equipment details				
Function: To identify a unit of equipment.				
	EDIFACT	GS1	*	Description
8053 Equipment type code qualifier	M an..3	<b>M</b>		BPN = <b>Box pallet non exchangeable</b> CN = <b>Container</b> EFP = <b>Exchangeable EUR flat pallet</b> PA = <b>Pallet</b> UL = <b>ULD (Unit load device)</b>
C237 EQUIPMENT IDENTIFICATION	C	<b>R</b>		
8260 Equipment identifier	C an..17	<b>O</b>		The positioning of goods items within equipment in a consignment is controlled through a link with the SGP segment using the DE 8260. DE 8260 in the EQD segment should have the same value as that specified in the SGP segment (DE 8260) in the applicable goods item group to establish the link.
1131 Code list identification code	C an..17	<b>O</b>		
3055 Code list responsible agency code	C an..3	<b>D</b>		9 = <b>GS1</b>
3207 Country name code	C an..3	<b>O</b>		
C224 EQUIPMENT SIZE AND TYPE	C	<b>O</b>		
8155 Equipment size and type description code	C an..10	<b>O</b>		6 = <b>Pressurized tank</b> 21 = <b>Container IC 20 ft.</b>
1131 Code list identification code	C an..17	<b>O</b>		
3055 Code list responsible agency code	C an..3	<b>D</b>		
8154 Equipment size and type description	C an..35	<b>O</b>		
8077 Equipment supplier code	C an..3	<b>O</b>		1 = <b>Shipper supplied</b> 2 = <b>Carrier supplied</b>
8249 Equipment status code	C an..3	<b>N</b>		
8169 Full or empty indicator code	C an..3	<b>O</b>		4 = <b>Empty</b> 5 = <b>Full</b>
Segment Notes: This segment is used to indicate the units of equipment which will be used to transport the goods items specified.  Example: EQD+UL+45223'				

## 5. Segments Layout

---

Segment number:    36

<b>SG32</b> - C            999 - EQD-EQN-SG33				
<b>EQN</b> - C            1 - Number of units				
Function:				
To specify the number of units.				
	EDIFACT	GS1	*	Description
C523    NUMBER OF UNIT DETAILS	M	M		
6350    Units quantity	C n..15	R		
6353    Unit type code qualifier	C an..3	N		
Segment Notes:				
This segment is used to specify the number of units of equipment required for the transport.				
Example:				
EQN+3'				

## 5. Segments Layout

Segment number: 37

<b>SG32</b>	- C	999 - EQD-EQN-SG33		
<b>SG33</b>	- C	9 - NAD		
<b>NAD</b>	- M	1 - Name and address		
Function:				
To specify the name/address and their related function, either by C082 only and/or unstructured by C058 or structured by C080 thru 3207.				
	EDIFACT	GS1	*	Description
3035	Party function code qualifier	M an..3	M	CK = Empty equipment despatch party CR = Empty equipment return party CW = Equipment owner
C082	PARTY IDENTIFICATION DETAILS	C	A	
3039	Party identifier	M an..35	M	For identification of parties it is recommended to use GLN - Format n13.
1131	Code list identification code	C an..17	N	
3055	Code list responsible agency code	C an..3	R	* 9 = GS1
C058	NAME AND ADDRESS	C	O	This composite may only be used to fulfill the requirements of directive 2003/58/EC, article 4.
3124	Name and address description	M an..35	M	
3124	Name and address description	C an..35	O	
3124	Name and address description	C an..35	O	
3124	Name and address description	C an..35	O	
3124	Name and address description	C an..35	O	
C080	PARTY NAME	C	D	
3036	Party name	M an..35	M	Party Name in clear text.
3036	Party name	C an..35	O	
3036	Party name	C an..35	O	
3036	Party name	C an..35	O	
3036	Party name	C an..35	O	
3045	Party name format code	C an..3	O	
C059	STREET	C	D	
3042	Street and number or post office box identifier	M an..35	M	Building Name/Number and Street
3042	Street and number or post office box identifier	C an..35	O	Name and/or P.O. Box
3042	Street and number or post office box identifier	C an..35	O	
3042	Street and number or post office box identifier	C an..35	O	
3164	City name	C an..35	D	City/Town, clear text.
C819	COUNTRY SUB-ENTITY DETAILS	C	D	
3229	Country sub-entity name code	C an..9	O	
1131	Code list identification code	C an..17	O	

## 5. Segments Layout

---

Segment number: 37

	EDIFACT	GS1	*	Description
3055 Code list responsible agency code	C an..3	<b>O</b>		
3228 Country sub-entity name	C an..70	<b>O</b>		County/State, clear text.
3251 Postal identification code	C an..17	<b>D</b>		Postal Code
3207 Country name code	C an..3	<b>D</b>		ISO 3166 two alpha code

**Segment Notes:**

This segment is used to identify parties related to the equipment specified in the EQD segment.

**Example:**

NAD+CK+3323456007890::9'

**Dependency Notes:**

The following composites and data elements are only used when a coded name and address can not be used.

The affected composites and data elements are as follows:

C080 - C059 - 3164 - C819 - 3251 - 3207

## 5. Segments Layout

---

Segment number: 38

<b>UNT</b> - M 1 - Message trailer				
Function: To end and check the completeness of a message.				
		<b>EDIFACT</b>	<b>GS1</b>	<b>*</b>
				<b>Description</b>
0074	Number of segments in the message	M n..6	<b>M</b>	
				The total number of segments in the message is detailed here.
0062	Message reference number	M an..14	<b>M</b>	
				The message reference numbered detailed here should equal the one specified in the UNH segment.
Segment Notes: This segment is a mandatory UN/EDIFACT segment. It must always be the last segment in the message.  Example: UNT+40+ME000001'				

## 6. Examples

---

The following is an example of a firm booking message from a consignor identified by GLN 5411234512309 and a freight forwarder identified by GLN 5412345123453. The message, identified by the firm booking number AS-3522, was sent on the 31st of January 2002 at 10am.

The message books space for two goods items by road truck which are to be delivered to the delivery parties identified by GLN 5432154123451 for the first goods item and 5463633123457 for the second goods item.

The first goods item is identified as being packaged as five returnable pallets. On each pallet there are 20 cartons, the contents of which are identified using the GTIN 5410738251028. Each pallet contains foodstuffs which must be transported in a temperature controlled environment with a minimum temperature of 3 and a maximum of 8 degrees Celsius. The gross volume of the goods item is detailed as being 300 cubic meters with gross dimensions of 1 meter wide, 1.5 metres long and 2.5 metres high.

The second goods item consists of 14 1/4 EURO Pallets each containing 6 cartons of computer equipment. The value for customs purposes is listed as being 235000 Euros. The weight of the goods item is detailed as being 8500 Kilos and the length and width dimensions are detailed as being 1 with a height of 2.5 metres. An export certificate for the goods item with a reference of SW-942563 is also quoted.

UNH+ME000001+IFTMBF:D:01B:UN:EAN003'	Message header
BGM+335+AS-3522+9'	Booking request number AS-3522
DTM+137:200201311000:203'	Message date/time 31st January 2002 at 10:00
TDT+20++30+31'	The transport means to be used for the consignment: is a truck
NAD+CZ+5411234512309::9'	The consignor identified with a GLN 5411234512309
NAD+FW+5412345123453::9'	The freight forwarder identified with a GLN 5412345123453
GID+1+5:09::9+100:CT'	First occurrence of goods, 5 returnable pallets, with 100 cardboard boxes
HAN+EAT'	Handle the goods as foodstuffs
TMP+2+4'	Transport temperature
RNG+5+CEL:3:8'	Temperature must range between 3 and 8 degrees Celsius
PIA+5+5410738251028:SRV'	Product identification using GTIN 5410738251028
NAD+DP+5432154123451::9'	The delivery party identified by an GLN 5432154123451
MEA+AAE+AAW+MTQ:300'	The gross volume of the goods is 300 cubic metre
DIM+1+MTR:1.5:1:2.5'	The gross dimension 1.5 m long, 1 m width, 1.5 m height
GID+2+14:203:9+84:CT'	Second occurrence of goods, 14 1/4 Europallet with 84 cardboard boxes
HAN+HWC::9'	Handle the goods with care
MOA+40:235000:EUR'	Customs value 235.000 Euros
PIA+1+4371:HS'	Harmonised system number
FTX+AAA+++COMPUTER EQUIPMENT'	Goods description
NAD+DP+5463633123457::9'	Delivery party identified with an GLN 5463633123457

## 6. Examples

---

MEA+AAE+G+KGM:8500'	The gross weight 8500 Kg.
DIM+1+MTR:1:1:2.5'	The gross dimension 1 m long, 1 m width, 2.5 m height
DOC+811+SW-942563'	Export license number SW-942563
UNT+24+ME000001'	Total number of segments in the message equals 24

Note :

The EDI interchange will include the UNB..UNZ segments and, if applicable, the UNG..UNE segments. (See part 1 section 5.7).